

BABY PEARPOTS

The French little terracotta pot
with water reservoir!
Optimal watering for baby plants.



1

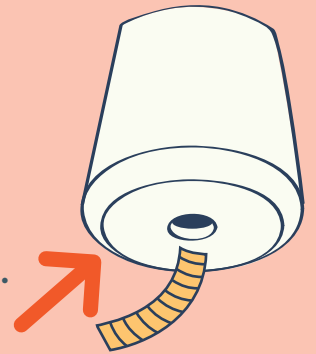


FIRST:

- Rinse the Pearpot and let it dry a few hours before repotting.
- Also moisten the cotton rope.

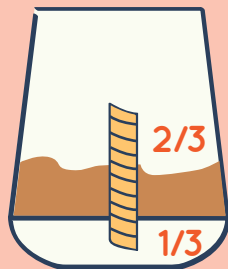
2

Pass the rope through
the small hole at the
bottom of the pot, let
protrude 1/3 of the rope.



3

Fill the bottom of the
pot with some potting
soil, keeping the rope
straight.



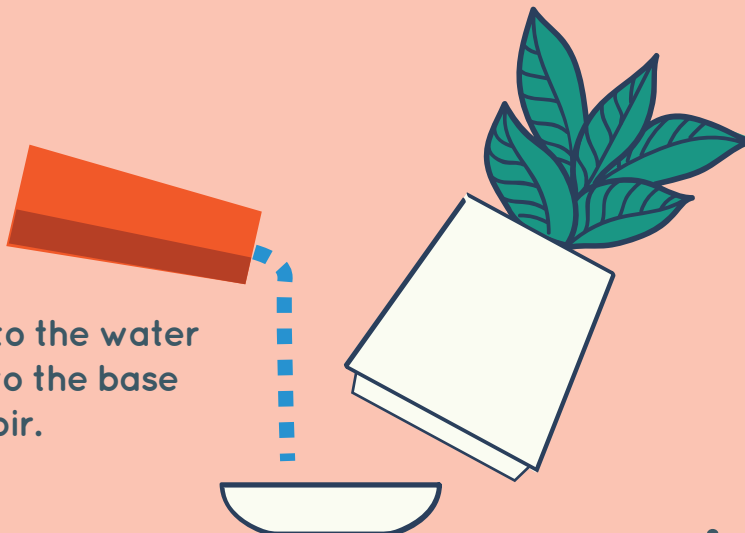
4

Gently place your plant
and fill with potting soil.



5

Add water into the water
reservoir up to the base
of the reservoir.



LEVIVANT

GREEN OVERDOSE